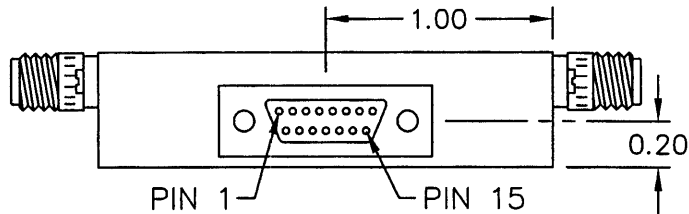


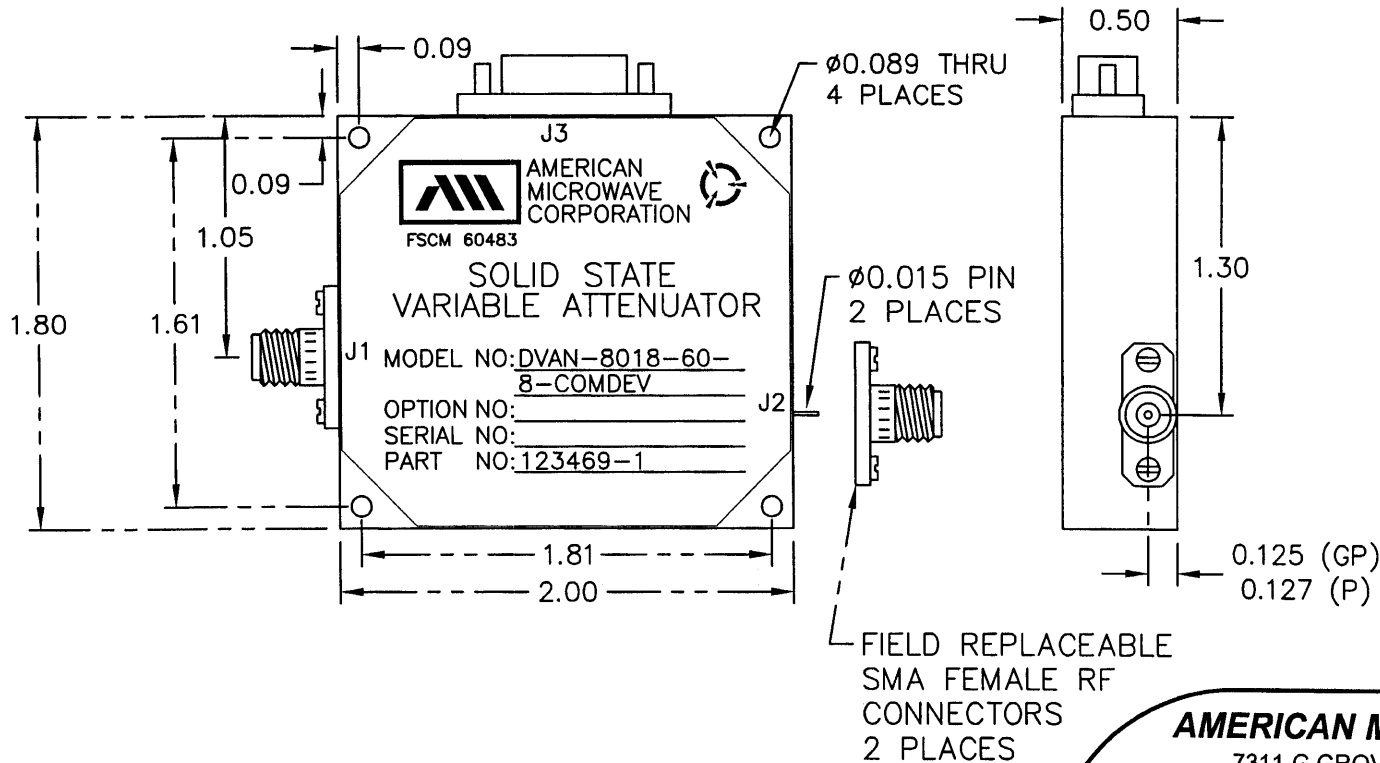
DESCRIPTION

AMC MODEL DVAN-8018-60-8-COMDEV IS A 8.3 TO 11.7 GHz 8 BIT DIGITALLY VARIABLE ATTENUATOR HAVING AN INSERTION LOSS OF 3.0 dB MAXIMUM AND A VSWR OF 1.8:1 MAXIMUM.

REVISIONS				
ZONE	REV.	DESCRIPTION	DATE	APPROVED
-	-	ORIGINAL RELEASE JOB# 70236-4	9/14/04	



MECHANICAL OUTLINE



J3 PIN FUNCTION	
PIN	FUNCTION
1	N/C
2	N/C
3	N/C
4	GND
5	0.25 dB (LSB)
6	0.5 dB
7	1 dB
8	2 dB
9	4 dB
10	8 dB
11	16 dB
12	32 dB (MSB)
13	+12V TO +15V
14	-12V TO -15V
15	N/C

ALL DIMENSIONS ARE IN INCHES
TOLERANCES:
X.XX ±0.020
X.XXX ±0.010

AMERICAN MICROWAVE CORPORATION

7311-G GROVE ROAD
FREDERICK, MARYLAND 21704 USA
TEL: 301-662-4700 FAX: 301-662-4938
WEBSITE: www.americanmicrowavecorp.com
E-MAIL: sales@americanmicrowavecorp.com
ISO 9001:2000 CERTIFIED



APPROVALS		DATE	TITLE			
DRAWN	JDJ	9/14/04	MECHANICAL OUTLINE DVAN-8018-60-8-COMDEV			
CHECKED	SCL	10-5-04	8.3 TO 11.7 GHz, DIGITALLY VARIABLE ATTENUATOR			
ISSUED			SIZE	FSCM NO.	DWG NO.	REV.
			A	60483	100-7117	-
			SCALE	N:S	SHEET 2 OF 3	

DESCRIPTION

AMC MODEL DVAN-8018-60-8-COMDEV IS A 8.3 TO 11.7 GHz 8 BIT DIGITALLY VARIABLE ATTENUATOR HAVING AN INSERTION LOSS OF 3.0 dB MAXIMUM AND A VSWR OF 1.8:1 MAXIMUM.

SPECIFICATIONS

- FREQUENCY RANGE: 8.3 TO 11.7 GHz
- INSERTION LOSS: 3.0 dB MAXIMUM
- VSWR: 1.8:1 MAXIMUM
- FLATNESS:
 - ◎ 10 dB: ± 0.8 dB MAXIMUM
 - ◎ 20 dB: ± 1.1 dB MAXIMUM
 - ◎ 40 dB: ± 1.5 dB MAXIMUM
 - ◎ 60 dB: ± 1.6 dB MAXIMUM
- ACCURACY:
 - 0-30 dB: ± 0.5 dB MAXIMUM
 - 30-50 dB: ± 1.0 dB MAXIMUM
 - 50-60 dB: ± 1.5 dB MAXIMUM
- MONOTICITY: GUARANTEED
- SWITCHING SPEED: 1 uSec MAXIMUM
- RF POWER RATINGS: +20 dBm (OPERATING), +30 dBm (SURVIVAL)
- CONTROL: 8-BIT POSITIVE TRUE BINARY
- DC POWER SUPPLY: +12V @ 150 mA MAXIMUM
 -12V @ 75 mA MAXIMUM
- CONNECTORS: REMOVABLE SMA FEMALE FOR RF
 15-PIN MULTIPIN FOR POWER AND CONTROL
- SIZE: 2.00" x 1.80" x 0.50"
- WEIGHT: ≤ 4 oz.

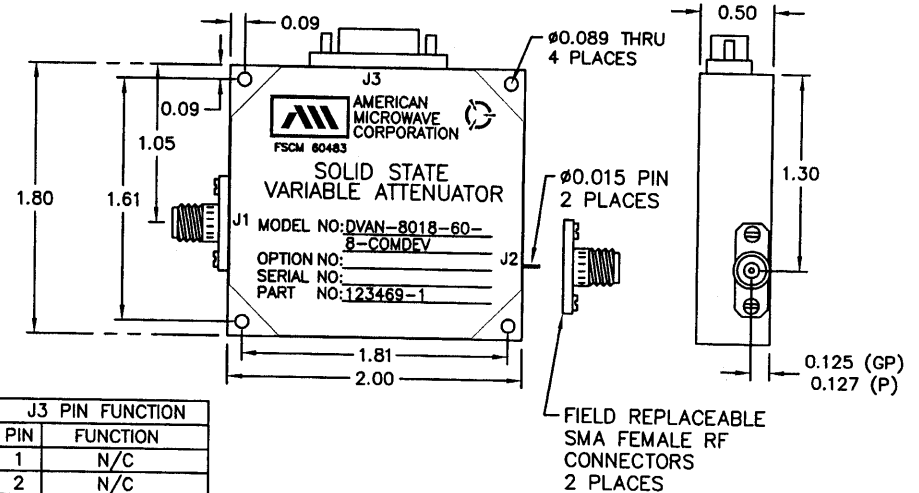
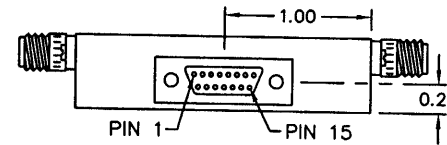
ENVIRONMENTAL RATINGS

- TEMPERATURE: 0°C TO +75°C (OPERATING)
 -65°C TO +125°C (STORAGE)
- HUMIDITY: MIL-STD-202F, METHOD 103B COND. B
- SHOCK: MIL-STD-202F, METHOD 213B COND. B
- VIBRATION: MIL-STD-202F, METHOD 204D COND. B
- ALTITUDE: MIL-STD-202F, METHOD 105C COND. B
- TEMPERATURE CYCLE: MIL-STD-202F, METHOD 107D COND. A

NOTE: SPECIFICATIONS WILL VARY OVER OPERATING TEMPERATURE
 NOTE: THE ABOVE SPECIFICATIONS ARE SUBJECT TO CHANGE OR REVISION

ALL DIMENSIONS ARE IN INCHES
 TOLERANCES:
 X.XX ±0.020
 X.XXX ±0.010

REVISIONS				
ZONE	REV.	DESCRIPTION	DATE	APPROVED
-		ORIGINAL RELEASE JOB# 70236-4	9/14/04	



J3 PIN FUNCTION	
PIN	FUNCTION
1	N/C
2	N/C
3	N/C
4	GND
5	0.25 dB (LSB)
6	0.5 dB
7	1 dB
8	2 dB
9	4 dB
10	8 dB
11	16 dB
12	32 dB (MSB)
13	+12V TO +15V
14	-12V TO -15V
15	N/C

AMERICAN MICROWAVE CORPORATION

7311-G GROVE ROAD
 FREDERICK, MARYLAND 21704 USA
 TEL: 301-662-4700 FAX: 301-662-4938
 WEBSITE: www.americanmicrowavecorp.com
 E-MAIL: sales@americanmicrowavecorp.com
 ISO 9001:2000 CERTIFIED



APPROVALS		DATE	TITLE		
DRAWN <i>FDJ</i>		9/14/04	PRODUCT FEATURE		
CHECKED <i>ESC</i>		<i>10-502</i>	DVAN-8018-60-8-COMDEV		
ISSUED			8.3 TO 11.7 GHz, DIGITALLY VARIABLE ATTENUATOR		
SIZE	FSCM NO.	DWG NO.	REV.		
A	60483	100-7117	-		
SCALE N:S			SHEET 1 OF 3		